

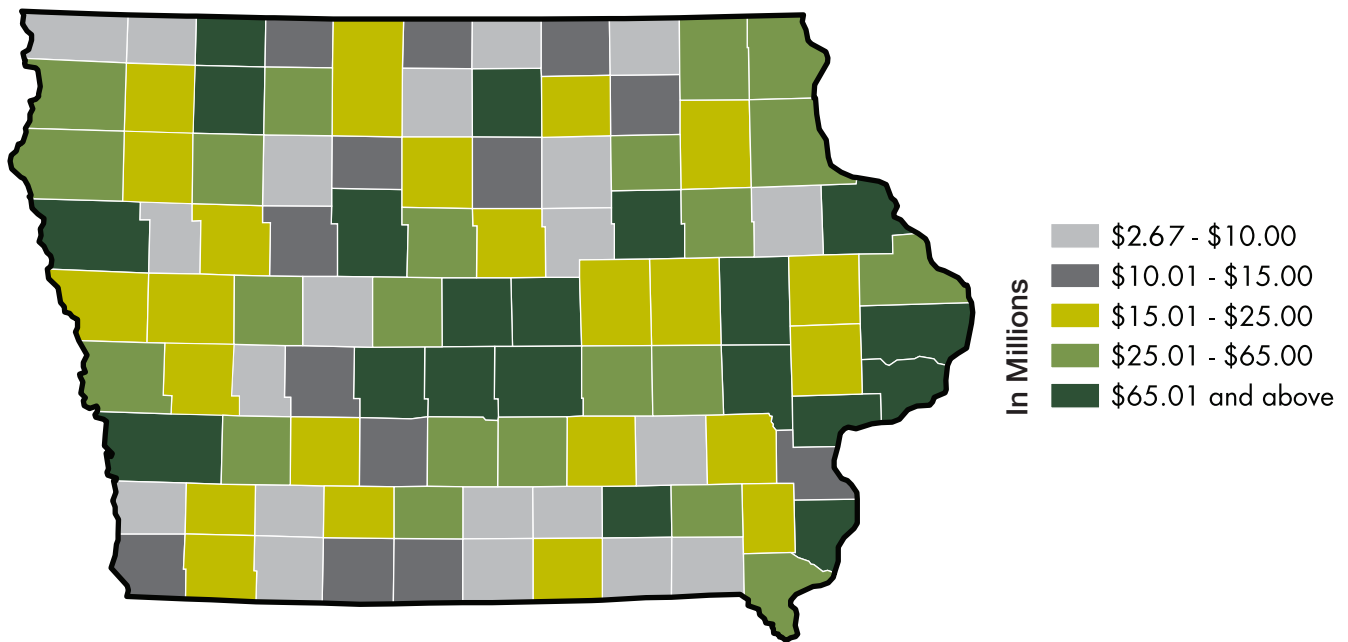
# 2017 ECONOMIC IMPACT

Assessment of Travel Impact on Iowa Counties

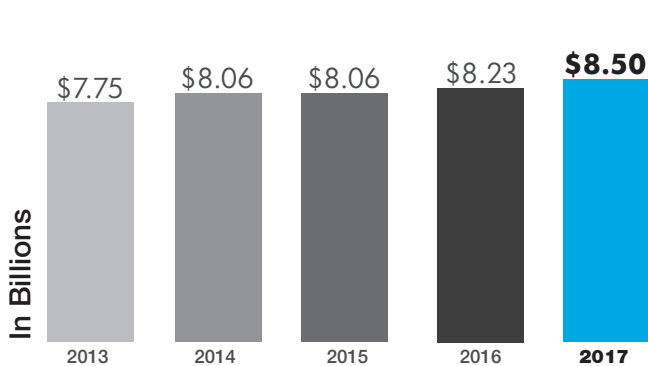


This summary presents the impact of U.S. residents' (domestic) traveler spending in Iowa in 2017. This report was generated by the U.S. Travel Association's Travel Economic Impact Model (TEIM). Download the entire report, including information on each of Iowa's 99 counties, at [traveliowa.com](http://traveliowa.com).

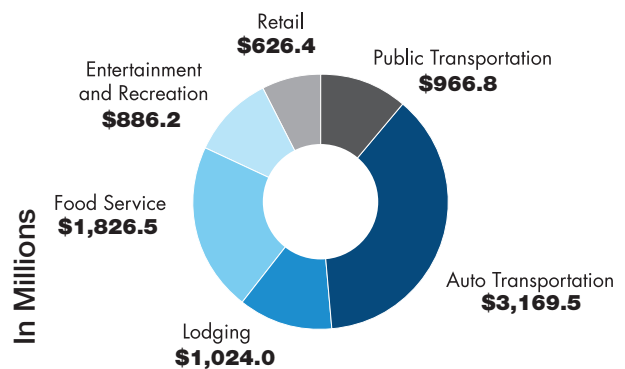
## tourism benefits all 99 Iowa counties



## travel-generated expenditures



Domestic travelers spent a total of \$8.50 billion in Iowa during 2017, a 3.3% increase from 2016.



All sectors increased significantly in 2017: lodging (0.5%), retail trade (1.0%), food service (1.6%), entertainment and recreation (1.7%), public transportation (4.5%), and auto transportation (6.0%).

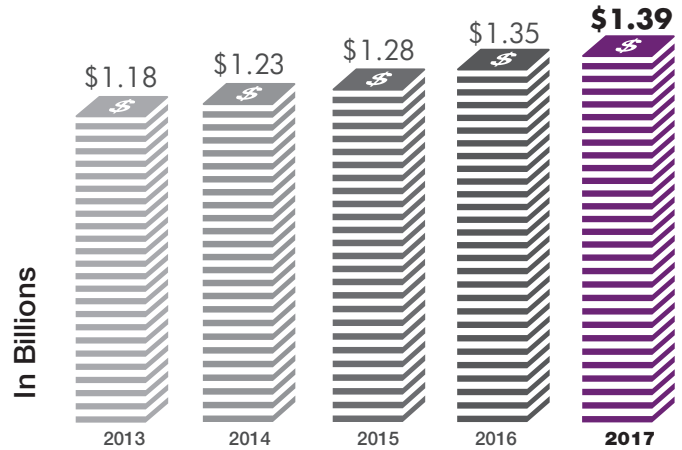
Domestic: 1.800.345.4692

### travel-generated employment



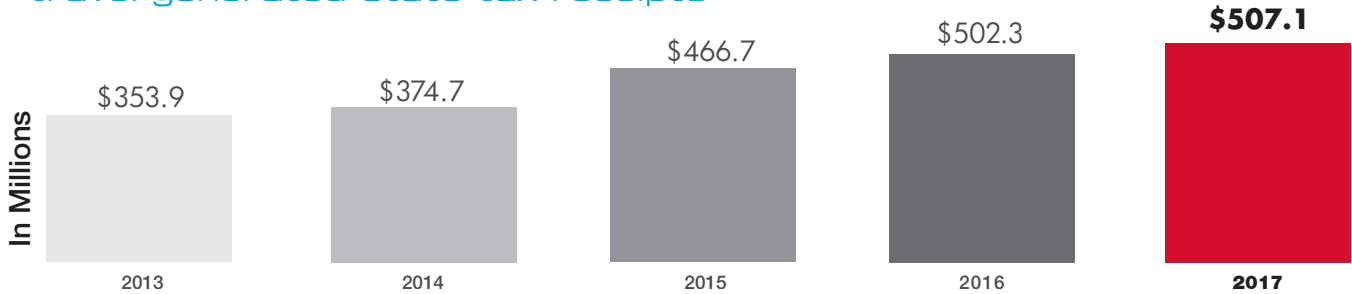
Tourism supported jobs in several sectors: food service (26,100), entertainment and recreation (13,600), lodging (12,400), auto transportation (7,800), public transportation (5,300), general retail trade (3,600) and travel planning (800) for a total of 69,500 tourism-related jobs in Iowa, an increase of 0.2%. Tourism comprised 4.4% of total state non-farm employment in 2017.

### travel-generated payroll



Total payroll increased by 2.9% to nearly \$1.4 billion. On average, every dollar spent by domestic travelers produced 16.3 cents in payroll income for Iowa residents.

### travel-generated state tax receipts



Total tax revenue generated by domestic travel increased 1.1%.

*This study was prepared by the Research Department of the United States Travel Association.*

For more information, please contact: LuAnn Reinders | [luann.reinders@iowaeda.com](mailto:luann.reinders@iowaeda.com) | 515.328.6257